

# SORT TOSS ROLL Guide



Your handy guide  
to the curbside  
collection service.



CITY OF NANAIMO  
THE HARBOUR CITY



SORT TOSS ROLL

[www.nanaimo.ca](http://www.nanaimo.ca) • 250.758.5222 • [public.worksinfo@nanaimo.ca](mailto:public.worksinfo@nanaimo.ca)

# TAKING OUT Y

## WHEN



8 a.m.

- All carts must be at the curb by 8 a.m. on your collection day.
- All carts must be removed from the curb on your collection day. This includes any waste not picked up due to compliance issues with the Waste Management Bylaw.
- **Do not set your carts out the night before your collection day.**

## ACCEPTABLE LINERS & BAGS

### GREEN CART

*(Yard & Food Waste)*

#### A liner or bag is optional.

- Acceptable liners include shredded paper, paper bags, newspaper, flour/sugar/fast food bags, a cereal box or certified compostable bags.
- Paper bags and certified compostable bags can be purchased at local retailers.
- If purchasing compostable bags, look for one or both certification logos to ensure they break down when composted:



### BLUE CART

*(Recyclables)*

#### Do not use a liner.

- Contents must be loose; not stuffed, bagged or bundled.
- The only exception to this is shredded paper which must be placed in a transparent bag tied at the top and put inside your blue cart.



### BLACK CART

*(Garbage/Landfill)*

#### A liner or bag is optional.



Ensure carts are not too full so that the lids can close.

Place items loosely in carts. Do not cram or stuff items inside. Overstuffed carts may not empty completely.

Place cardboard inside the blue cart, not crammed, so the lid can close.

During the winter months, place carts in the mouth of your driveway or a shovelled area of the snowbank.

# YOUR WASTE

## BE SURE TO

### **SORT**

your material right.

### **TOSS**

your sorted materials into the correct cart.

### **ROLL**

your carts to the curb on collection day and return them to their storage area after they are emptied.



## THEN REMEMBER TO



### **1. PARK**

Place your carts about 30 centimetres (1 foot) from the curb for collection. You can also place individual carts on opposite sides of your driveway.



### **3. SPACE**

Allow 1 metre between your carts and 1 metre from obstacles such as parked cars. There should be 3 metres clearance from your cart from overhanging objects such as trees, etc.



### **2. POINT**

Point the arrow on the lid toward the street as indicated on the lid of your carts. Ensure lids are closed.

### **Sort it Right:**

Did you know that the trucks are equipped with cameras that allow the driver to inspect the contents of each cart as it is emptied? We will contact you if we receive incorrectly sorted waste from your address.

# SORTING

## YARD & FOOD WASTE

**new!**



Leaves, Grass &  
Light Trimmings

**GREAT NEWS FOR HOMES RECEIVING AUTOMATED COLLECTION!**  
You can now include yard waste in with your new green cart.


*Please note that we cannot take branches or woody items at this time. We will notify you when you may include them.*



Food Scraps



Vegetables,  
Salad & Fruit



Bread, Dough,  
Pasta & Grains



Floral  
Arrangements



Meat, Poultry, Fish,  
Shellfish & Bones



Tea Bags



Paper Towels,  
Napkins & Paper Plates



Coffee Grounds  
& Filters



Soiled Paper &  
Cardboard



Soiled Pizza Boxes



No Plastics,  
Including  
Biodegradable  
Bags



No Soil, Sod or  
Rocks



No Diapers &  
Other Personal  
Hygiene Items

### Lining your green bin?

Please use only compostable liners with the compostable logo (shown below), or better yet, line the bottom with newspaper for easy cleaning.





# IT RIGHT:

## CURBSIDE RECYCLING



Printed Paper & Cardboard



Newspaper & Magazines



Plastic Containers



Aluminum Containers & Foil



Paper Packaging for Liquids



Ice Cream Boxes



Aerosol Cans & Caps (non-hazardous)



Steel Containers & Lids



Plastic Clamshells



Seedling Trays & Plant Pots



Shredded Paper (in a clear plastic bag tied at the top)



Plastic To-Go Cups & Lids



**No Glass Bottles or Jars**  
Take to the Recycle Depot



**No Plastic Bags, Wrapping or Styrofoam**  
Recycle at Depot



**No Hazardous Waste**  
Recycle at Depot

**Keep items loose** - do NOT bag items and do NOT nest items of different materials inside one another.



**Rinse, squish and flatten** before placing in cart. Remove any tape, string, ribbon or other contaminants.

Take drink containers to a **Return-It Depot** for a refund.



# SORTING IT RIGHT:

## GARBAGE/LANDFILL

After filling your blue and green carts, there's not much left for your black cart!



Plastic Cutlery & Straws



Broken Ceramics & Broken Glass



Candy Wrappers



Elastic Bands, Twist Ties & String



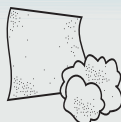
Potato Chip Bags



Absorbent Pads from Meat Trays



Diapers, Baby Wipes & Personal Hygiene Items



Dryer Lint & Dryer Sheets



Foil-Lined Cardboard



Non-Repairable Junk (e.g. broken toys, old hosepipe, etc.)\*

*\*Note: some products can go back to retailer and/or manufacturer.*



**No Recyclables**  
Place in  
Blue Cart



**No Compostables**  
Place in  
Green Cart



**No Hazardous Waste**  
Recycle at Depot



You may choose to **bag your garbage** or place it loose inside the cart. Items should **NOT exceed 60 cm (2 feet)** in any dimension.

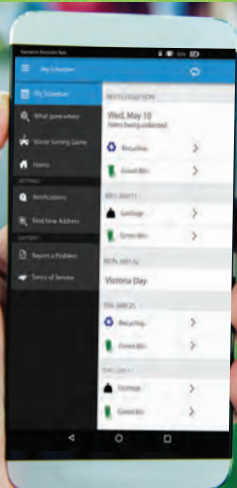


**Never forget your collection day again!** Download the FREE "Nanaimo Recycles" app from Google Play or the Apple App Store.

For more

# DOWNLOAD OUR WASTE COLLECTION AND SORTING APP!

*We have developed an app to help residents remember their garbage day and learn how to sort their waste better.*



Download our free app:

# Nanaimo Recycles



With this app, you are able to:

- Receive weekly pick up day reminders
- Receive emergency alerts for snow days
- Search our “What Goes Where Tool” to help you sort your waste
- Play the fun waste sorting game
- Report a problem, such as a missed collection or any other problem relating to City of Nanaimo Parks and Public Works

**Don't have a smart phone? No problem!**

All of the app's features are also available on the City's website ([www.nanaimo.ca](http://www.nanaimo.ca)) where you can also sign up to receive reminders via telephone call, text, email and twitter direct message.

If you don't have access to the internet, you can call 250.758.5222, and we will sign you up for our telephone reminder service.

# Changing Your Cart Size

## Cart Upsizing Options

A \$25 Administration Fee applies to all cart exchange requests.

### CART EXCHANGE OPTIONS FOR SINGLE FAMILY DWELLINGS

CART	STANDARD CAPACITY (litres)	UPSIZING OPTION (litres)	ADDITIONAL ANNUAL COST FOR UPSIZING
<b>GREEN CART</b> <i>Yard &amp; Food Waste</i>	<b>120</b>	<i>No upsizing options are available for the Green Cart</i>	
<b>BLUE CART</b> <i>Curbside Recycling</i>	<b>240</b>	<b>360</b>	<b>FREE</b>
<b>BLACK CART</b> <i>Garbage / Landfill</i>	<b>120</b>	<b>240</b>	<b>\$100</b>

### CART EXCHANGE OPTIONS FOR HOMES WITH SECONDARY SUITES — SHARED UPSIZED SET\*

CART	STANDARD CAPACITY	UPSIZING OPTION	ADDITIONAL ANNUAL COST FOR UPSIZING
<b>GREEN CART</b> <i>Yard &amp; Food Waste</i>	<b>240 litres</b>	<i>No upsizing options are available for the Green Cart</i>	
<b>BLUE CART</b> <i>Curbside Recycling</i>	<b>360 litres</b>	<i>Add either:</i> <b>240 or 360 litres</b>	<i>No additional charges</i>
<b>BLACK CART</b> <i>Garbage / Landfill</i>	<b>240 litres</b>	<b>360 litres</b>	<b>\$100</b>

\*There is an option to split the upsized cart set into two standard sets. Please contact the Public Works department and we can review your options for splitting.

### There are Two Ways to Change a Cart Size:

- 1 Visit [www.nanaimo.ca/goto/carts](http://www.nanaimo.ca/goto/carts)
- 2 Fill out a form at the Service and Resource Centre at 411 Dunsmuir St.



# Frequently Asked Questions

## GREEN CART

(Yard & Food Waste)

Weekly



## BLUE CART

(Recyclables)

Biweekly



## BLACK CART

(Garbage/Landfill)

Biweekly



*The blue and black carts are collected at the curb every other week. One week you will put out the green and blue carts at the curb. The next week, the green and black carts.*



## How do I know where to place my carts?

Carts should be placed as close to the roadway as possible, without blocking traffic, sidewalks or bike lanes.



### STREET PARKING LANE

Place wheels against curb without impeding bike lanes.



### NO SIDEWALK OR CURB

Place carts at the end of your driveway.

### ? Who is responsible for cart maintenance and repair?

The City will maintain ownership of the carts and is responsible to repair and maintain them free of charge. We will supply you with a new cart if it is stolen or lost. You can request and report a lost cart online at [www.nanaimo.ca/goto/carts](http://www.nanaimo.ca/goto/carts) or by phoning **250.758.5222**.

### ? If I move, can I take my carts with me?

No. Each cart contains an electronic ID tag that identifies it as belonging to a specific property address. If you move, please leave your cart at your former address.

### ? Can I mark my address on my carts?

Each cart has a unique serial number stamped on the side. You are encouraged to make note of your serial number. If you wish to mark the carts, mark the inside of the lid. The cart is property of the City, and we ask that you don't permanently mark the body of the carts.



### ? Help! I have a problem with rodents and raccoons.

The carts feature a patented rodent-proof rim that is designed to keep critters out. Also, please remember to place carts out the day of collection - not the night before. If your wildlife problem persists, please phone 250.758.5222.

**More questions?**

**Please call us at 250.758.5222**

# DEPOT SERVICES

## DEPOT-ONLY RECYCLABLES

These items need special handling and are recycled only through depots. You can drop these items for FREE at most depots in Nanaimo.



Plastic Bags/  
Overwrap



Foam  
Packaging



Glass Jars &  
Bottles



Refundable  
Containers



Batteries &  
Electronics



Other Flexible  
Plastic Packaging

Other depot-only recyclables include: lightbulbs and lighting fixtures, small appliances, medications and sharps, hazardous waste, such as used oil and antifreeze, paint, pesticides and flammable liquids.



## YARD WASTE

Yard waste can be taken to Alpine Disposal, DBL Disposal, Milner Group or the landfill.



## DRUGS & MEDICATIONS

Medications, including their bottles and packaging, can be returned to local pharmacies for recycling.



## CONSTRUCTION & DEMOLITION WASTE

Construction Waste can be taken to Alpine Disposal, DBL Disposal, Milner Group or the landfill. Items containing asbestos are accepted at the landfill only (they require you make an appointment first).



## HOUSEHOLD FURNITURE

Mattresses and sofas can be taken to Alpine Disposal, DBL Disposal, Milner Group or the landfill. If items are reusable, consider donating them.



For a complete list of Recycling depots and to search what goes where, download our **FREE** app "Nanaimo Recycles" or visit [nanaimo.ca](http://nanaimo.ca).



# **SORT TOSS ROLL**

**The Sort Toss Roll  
team at Public  
Works is always  
there to help you!**



**Contact us at:**



**[SortTossRoll@nanaimo.ca](mailto:SortTossRoll@nanaimo.ca)**



**[nanaimo.ca/goto/NanaimoRecycles](http://nanaimo.ca/goto/NanaimoRecycles)**



**250.758.5222**